

IA 120

Principles of industrial sensors



Description

- **familiarisation with key sensors:
mode of operation
and application**
- **all components are protected in a
sturdy case**

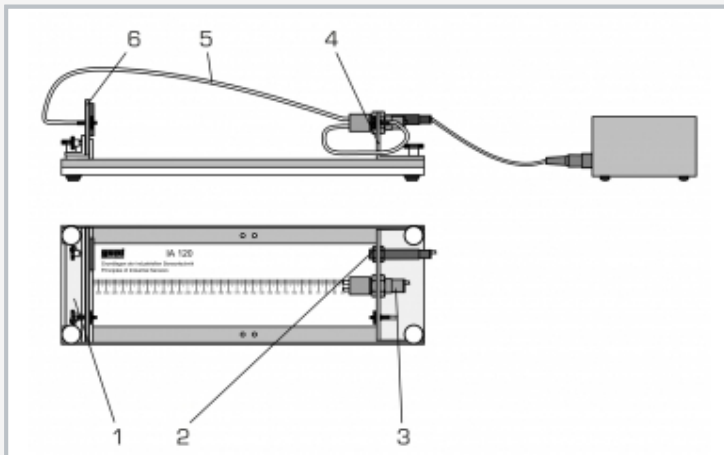
This training kit can be used to investigate a selection of different sensor types commonly used in industrial automation: Optical, capacitive and inductive proximity switches to record displacement and proximity. These sensors are mounted on a base plate with the relevant accessories. The trigger distance is determined by moving the sensor holder. The base plate is provided with a scale for this purpose. A separate supply unit powers the sensors and displays the switching state by way of light-emitting diodes.

Learning objectives/experiments

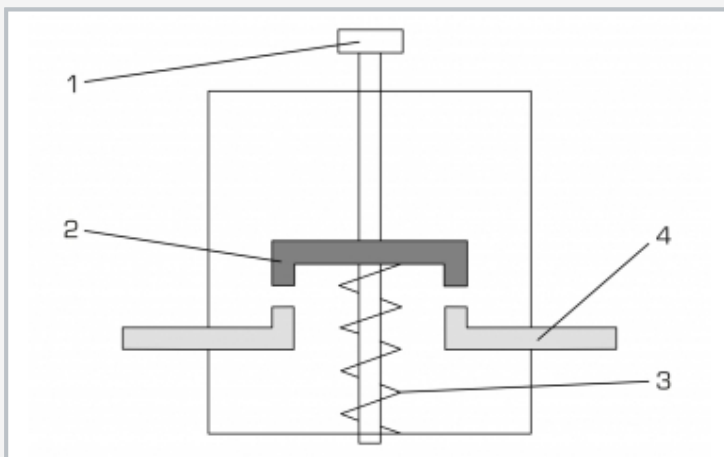
- one-way photoelectric barrier
- reflex photoelectric barrier
- inductive proximity switch
- capacitive proximity switch
- reflex photoelectric proximity switch, infrared
- reflex photoelectric proximity switch, red light
- limit switch
- reed contact

IA 120

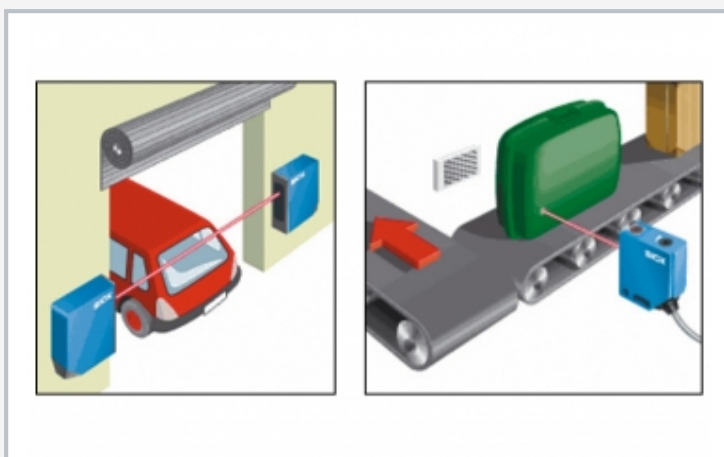
Principles of industrial sensors



1 slide, 2 reflex photoelectric barrier, 3 light guide, 4 sensor holder (interchangeable), 5 fibre-optic cable, 6 reflector holder



Electric limit switch: 1 momentary-contact switch, 2 switching element, 3 spring, 4 connection



Left: transmissive photoelectric switch, right: reflex photoelectric switch

Specification

- [1] training kit for familiarisation with position and displacement sensors
- [2] base plate with scale
- [3] sensor supply unit with 4 light-emitting diodes
- [4] sensors mounted on adjustable fixture
- [5] 5 measuring plates
- [6] all mountings and components housed in aluminium storage case

Technical data

Measuring plates, LxW: 145x70mm

- aluminium sheet: d=2mm, smooth, black
- steel sheet: d=2mm, textured, matt black
- steel sheet: d=2mm, smooth, silver
- plexiglas plate: d=5mm, transparent
- plastic plate: d=5mm, smooth, white

Gauge screw: 0...25mm

Sensors

- reflex photoelectric barrier: pnp, dark-switching
- light guide: pnp, dark-switching
- reflex photoelectric proximity switch: pnp, light-switching, 5...150mm
- photoelectric proximity switch: pnp, light-switching
- inductive proximity switch: pnp, NO contact
- capacitive proximity switch: NO contact, 1...8mm
- limit switch: 1 NO contact, 1 NC contact
- reed contact: switching distance: 5mm, max. 1W at 24V

Power supply

- output voltage: 3...12VDC, graduated
- output current 1000mA

230V, 50Hz, 1 phase

230V, 60Hz, 1 phase

120V, 60Hz, 1 phase

LxWxH: 510x410x200mm (case)

LxWxH: 460x150x27mm (base plate)

LxWxH: 160x85x140mm (sensor supply)

Weight: approx. 14kg

Scope of delivery

- 1 experimental unit, complete
- 1 storage case with foam inlay
- 1 set of instructional material